

How to install the Mochester App (M4 App)

1

Equipment Preparation

Check that you have everything you need before starting the installation:



1. Laptop or PC: Running Windows (XP, Vista, 7, 8, 10, or 11 supported).



2. Diagnostic Adapter: A USB adapter that supports the RP1210 protocol (such as Nexiq USB-Link, Noregon DLA, DPAS, Inline 6, ScanMatik, etc.).



3. Internet Connection: A stable connection for downloading firmware and communicating with the server.

2

Download and Installation



1. Go to the official website: dl.ge

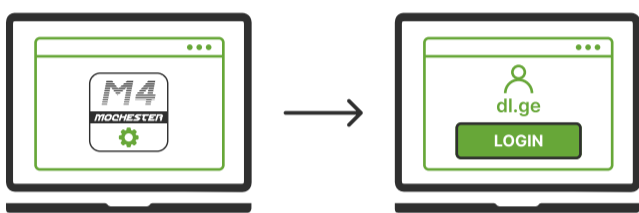


2. Download the Mochester App and install it on your computer by following the installation wizard prompts.

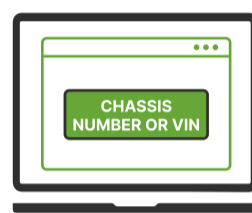


3. Done!

How to Buy a Tuning Solution and Tune Your Truck via the Mochester App



1. Launch the Mochester App. Enter the credentials you use to register on our website dl.ge and click the login button.



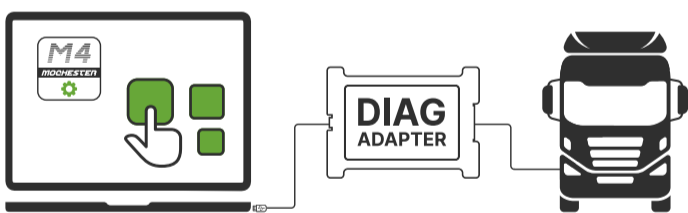
2. In the home window, you have access to two menus. Check services by chassis number or VIN and start the connection.



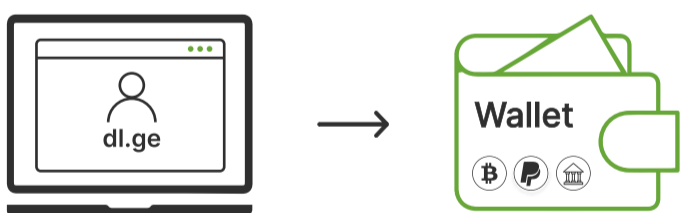
3. The "Start Connecting" button. Wait for the automatic completion of the connection and identification process for your vehicle. *(In case of additional instructions, follow the corresponding steps.)



4. Once finished, the screen will display the connected interface, VIN, and chassis number. Click the next button and wait for the list of all available tuning solutions to load.



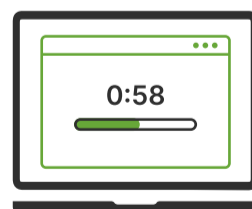
5. Choose tuning solutions for your truck.




6. Top up your wallet on dl.ge with the amount required for the chosen solutions. Then return to the Mochester App.



7. Click the next button. Confirm the purchase by entering the one-time password received through one of the available delivery methods. Wait for the data to finish downloading from our server.



8. The flashing process will begin. Wait for the order process to complete (the time will be shown in the progress bar). *(In case of additional instructions, follow the corresponding steps.)



9. Once the order is complete, you will receive a detailed report.



10. Enjoy the results!